



# Oasis Practice Management Software

## Waiting Room



The OASiS Waiting Room System is an integrated component of OASiS Time Manager. The Waiting Room System stores details of all patient currently sitting in your Waiting Room and acts as a messaging conduit between Front Desk and Surgery Operatives.

Waiting Room (Brown, Mr Angus)

User Selection		Waiting Room List						
User Id	User Name	User Id	Photo Id	Patient	Patient Name	App Time	In At	Appointment Details
ALL	ALL USERS	D1		000003	Brown, Mr Angus	12:30pm	12:23:22 PM	EXAMINATION
FDESK	Front Desk							
FDESK1	front desk 1							
FDESK2	front desk 2							
SURG1	SURGERY1							


### Links to Appointments

As patients present at reception and are checked against the Appointment Book, Oasis adds them into the Waiting Room for the appropriate dentist or surgery operative. A message is transmitted to the dentist or operative. The Waiting Room button "lights up" and a message wave file plays indicating the new entry.

### Links To Appointment Login

The Waiting Room System also links to the optional Appointment Login Screen. This enables patients to self register at your front desk. Oasis immediately adds the patient to your Waiting Room system and updates pictures in your Appointment Book screen.

### Waiting Room Monitoring



Oasis Waiting Room links to Oasis Message Server. This means any new waiting room records for you are messaged across the Oasis network and made immediately available through the Communication Bar Waiting Room icon. This ensures you keep track of all patients awaiting treatment

### Statistical Analysis

An important feature of Oasis Waiting Room are the statistics that are kept on each patient. As patients move in/out of the Waiting Room, Oasis tracks the time difference between booked appointment and arrival times and then tracks the time the patient is waiting for treatment. This is helpful in reducing waiting room times and improving patient service.

### Patient Retrieval

As you finish treating one patient you use Oasis Waiting Room to retrieve the new patient waiting.

On selection, Oasis removes the patient from the Waiting Room, clears all subsidiary windows down and automatically retrieves the patient's records ready for Treatment processing.

#### Print Waiting Room Summary

Cancel Date Print

Start at Doctor No (0=All)	00	<input type="radio"/>	MY DENTAL PRACTICE
End at Doctor No (0=All)	00	<input type="radio"/>	MY DENTAL PRACTICE
Start at Date	01-07-2005	<input type="button" value="31"/>	
End at Date	26-07-2005	<input type="button" value="31"/>	